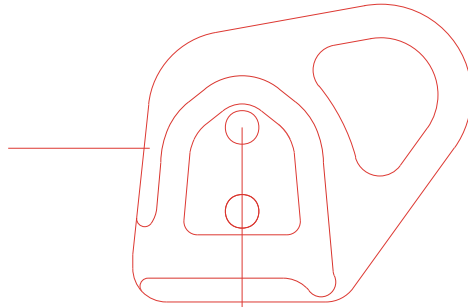



XR50 - CRF50 BRAKE PEDAL EXTENTION


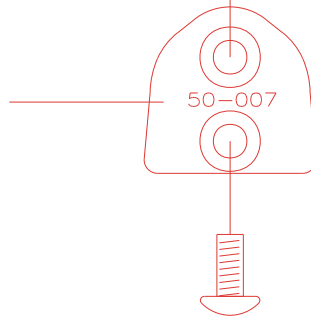
SPIRAL PEDAL UPPER



STEEL ARM



PEDAL RETAINER LOWER



PH: (909) 613-0028

FX: (909) 613-0098

WWW.JOKERMACHINE.COM

KIT CONTAINS:

- (1) SPIRAL PEDAL UPPER
- (1) PEDAL RETAINER LOWER
- (2) 1/4"-20 X 5/8" BUTTON HEAD SCREWS

(1) MAKE SURE ORIGINAL BRAKE PEDAL IS CLEAN BEFORE PROCEEDING.

(2) APPLY A SMALL AMOUNT OF BLUE LOCTITE TO THE ENCLOSED SCREWS.

(3) PLACE UPPER SPIRAL PEDAL OVER ORIGINAL STEEL ARM PEDAL AND FIRMLY PUSH DOWN.

(4) POSITION LOWER RETAINER FROM UNDERSIDE, AND EVENLY SNUG BUTTON HEADS TO PULL BOTH PIECES TOGETHER.

(FINAL TORQUE IS 85~90 INCH LBS.)